

FIXEN

THE
TRUE SECRET

OF

Mind



Reading

AS PERFORMED BY

The
Zanccigs

And Other Artists, Including

Carter, *The Magician* and
Abigail Price

FIRST TIME PUBLISHED

PRICE ONE DOLLAR

Issued To The Profession By

DiamondDust

1313 Carmen Ave.

Chicago, U.S.A.

HIGH-CLASS MYSTERY

Anything mysterious is always intensely interesting to the great majority of people, and this form of entertainment is always in demand.

It adds variety to the performance and offers good pay to him who can amuse an audience.

The following acts are especially well adapted for the profession or the amateur. Explicit directions are sent with each act.

Send money by Express or P. O. order, payable to
DIAMOND DUST.

1. Silent System of Second Sight—A complete act of entertainment in itself, that has commanded very large salary, and is in demand in the best vaudeville houses. The brief effect of this act is as follows: A lady (or gentleman) is genuinely blindfolded—cotton even being placed over the eyes, and over this a handkerchief is tied, so that it is impossible to see through or out from under the handkerchief. During the entire act, performer is surrounded by a committee from the audience. Not a word is spoken or a question asked, yet the performer proceeds to tell the suit and value of any number of cards (not forced); tells number, value, etc., of a bank note, dates on coins, adds rows of figures lengthwise, crosswise, etc. This act is for lady and gentleman, or two gentlemen. No preparation necessary; no apparatus. This act is perfect in detail, guaranteed lengthy and complete. Price **\$1.00**

2. Blindfolding with Handkerchief for Second Sight Acts—This is an ordinary handkerchief and will bear close examination. When apparently folded and placed over the eyes in the orthodox manner, the operator can see almost as well as though no handkerchief covered the eyes, this notwithstanding the fact that the audience can be completely around the performer. Something new and most useful where signs are used. This can be employed in the parlor as well as on the stage. Most useful in all second sight acts. Price for full instructions **25c**

3. The Chess Knight's Tour—An applause-getting feature of a second-sight act, that for many years was the principal feature of the act presented by the great Kellar. This second-sight feature can be acquired by any one. It is not necessary even to have or use an assistant, and it has never failed to bring rounds of applause. With this method we give an address or "patter" that alone is worth what we ask for this feature. Price, complete, only **50c**

4. Kellar's Conjuror's Telegraph—Of the greatest value to any performer using any question-answering apparatus. Several members of the audience write a series of figures on a card. The card is folded so as to

(Continued on 3d page of cover)

Mind Reading or Second Sight

AS PERFORMED BY
THE ZANCIGS

also

Carter, the Magician
and Abigail Price



Compiled and Copyrighted
1912

By LAURA G. FIXEN

All Rights Reserved

Price \$1.00


SPECIAL PROFESSIONAL EDITION

Published by

DiamondDust

1313 Carmen Ave.

Chicago, U.S.A.



DEDICATED
to
JULIUS ZANCIG
and
MISS ABIGAIL PRICE
in appreciation of their helpful assistance

The State Library of Victoria
"ALMA CONJURING COLLECTION"

P R E F A C E

*"Two minds with but a single thought,
Two tongues that speak as one."*

"Mind Reading" or "Second Sight" is among the most mysterious and fascinating of all the acts of the magician.

The Zancigs and Carter-Price are the world's greatest exponents in this form of entertainment.

Performances have been produced before many of the Crowned Heads, also in the presence of Sir Oliver Lodge, W. T. Stead, and other distinguished Scientists. Newspaper men subjected them to the most rigid tests, but were baffled.

In this booklet the true method, as revealed by them, is published for the first time.

"Second Sight" is admirably adapted for those desiring to go into Vaudeville, as this form of entertainment is in constant demand at a large salary. It will prove most acceptable in pleasing and mystifying an evening party.

THE PUBLISHERS.

How The ZANCIG System Was Obtained

The Zancigs are Danes, my countrymen and old friends.

Mr. Julius Zancig gave me personal instructions in his system of "Mind Reading and Second Sight," together with the following certificate:

This is to certify that Laura G. Fixen has taken a complete course in my system of Palmistry and Telepathy.

Julius Zancig

The Zancigs sent me a letter from London, dated December 29, 1911, conveying their best wishes in the publishing of this book, and stating that they would change their future acts. This letter was signed THE ONLY ZANCIGS.

See Mr. Zancig's instructions for changing the code in the following pages.



How The Carter-Price Act Was Secured

Abigail Price hails from Chicago, and I knew her well before she traveled with Mr. and Mrs. Chas. Carter the world over, in their great mind-reading act, which won her fame and fortune.

After her return I bought the entire act, and with it received the following letter:

Chicago, February 2, 1911.

My dear Mrs. Fixen:

I take pleasure in enclosing the "Mind Reading act as performed by Carter, the Magician, and myself in the United States, Europe, Australia, China, Japan, etc.

I have had it typewritten for your convenience in publication, and affirm that you are **THE ONLY ONE** to whom the secrets of our work have been revealed.



Sincerely yours,



I have combined the methods most easily adapted to entertainment into one system.

He who can entertain is always in demand—a most welcome guest. If this booklet can aid you in accomplishing this, its purpose shall have been fulfilled.

THE COMPILER.



HOW TO APPLY THE "SECOND SIGHT" SYSTEM.

Two persons are needed to perform this act, one on the stage, the other walks among the spectators.

Have a cue for every letter in the alphabet as follows:

I	A	I next	N
Go	B	Go next	O
Can	C	Can next	P
Look	D	Look next	Q
Please	E	Please next	R
Will	F	Will next	S
Quick	G	Quick next	T
Then	H	Then next	U
Now	I	Now next	V
Favor	J	Favor next	W
Tell	K	Tell next	X
See	L	See next	Y
Well	M	Well next	Z

To change your cues, simply change the letters as you please.

TO TELL LETTERS.

In asking for the letter, say to your assistant—

I want the letter.....	A
Go on give this letter.....	B
Can you give this letter.....	C
Look at this letter.....	D
Please give this letter.....	E
Will you give this letter.....	F
Quick give this letter.....	G
Then give this letter.....	H
Now give this letter.....	I
Favor this letter.....	J
Tell this letter.....	K
See this letter.....	L
Well this letter.....	M
I next want this letter.....	N
Go next give this letter.....	O
Can you next give this letter.....	P
Look next at this letter.....	Q
Please next give this letter.....	R
Will you next give this letter.....	S
Quick next give this letter.....	T
Then next this letter.....	U
Now next this letter.....	V
Favor next this letter.....	W
Tell next this letter.....	X
See next this letter.....	Y
Well next this letter.....	Z

In giving letters, wherever repetition is necessary, the word "do" or "next" mean to *repeat*.

For instance, I want the letter means A, but I do want the letter means AA, and so on.

THE ZANCIGS' CODE

- 1 I
- 2 Go
- 3 Can
- 4 Look
- 5 Quick
- 6 Please
- 7 Will
- 8 Now
- 9 then
- 10 Now then
- 11 I need

The undersigned hereby affirms that the code, fac-simile of which is printed above, was written by Julius Zancig in my presence on February 22, 1911, and Mr. Zancig then stated that the above was the code which he was using in his act at that time.

(Signed)

Laura G. Fixen.

Subscribed and affirmed before me, a Notary Public, in and for the County of Cook and State of Illinois, on the 10th day of January, A. D. 1912.

(SEAL.)

GEO. H. COMMONS,
Notary Public.

TO TELL NUMBERS.

Use the Zancig code on the preceding page or the following.

Have ten cues for one to nine with a cue for 0, as follows:

I	1	Will	6
Go	2	Quick	7
Can	3	Then	8
Look	4	Now	9
Please	5	Favor	0

For example—

I want this number.....	1
Go on give this number.....	2
Can you give this number.....	3
Look at this number.....	4
Please give this number.....	5
Will you give this number.....	6
Quick this number.....	7
Then this number.....	8
Now this number.....	9
Favor this number.....	0

To repeat a number use the cue "next." For example, if you wish No. 55, you say, "Please next give this number."

In speaking learn to make out your sentence so the audience cannot discover the cues.

TO TELL DATES.

Months are arranged from 1 to 12.

January	1	March	3
February	2	April	4

The days of the week from 1 to 7.

Sunday	1	Tuesday	3
Monday	2	Wednesday	4

To tell a person's age, ask him to whisper his age to you, giving month and date.

In asking your partner you say, Please can you give me the month and date. The answer is May 3. "Please" stands for May, the fifth month, and "can" for 3.

DATES.

Try	1700
Well	1800
All right	1900
Oh	1911



TO TELL MONEY.

Ask your audience for a coin, using your cue numbers as follows:

- Here what is this..... Money.
Here I A silver dollar.
Here go Half dollar.
Here can Quarter.
Here look Dime.
Here please Nickel.
Here then One cent.
Here favor Gold dollar.
Here now A paper dollar.
Here tell Five dollars (paper).
Here see Souvenir coin.

Example—

Here, please, what is this?—Nickel.

For dates on coins, you need use only the last two figures. If the date is 1907, you say, Favor me quick, what is the date—Favor for 0 and Quick for 7. If, however, the year is 1800, you begin your sentence with the word “well.”

TO TELL NAMES.

Make your own list of names and select your own numbers. Give the number to your assistant—"Name" means gentleman. "What name" means lady.

Men's Names.

- 1 John.
- 2 James.
- 3 George.
- 4 William.
- 5 Harry.
- 6 Frank.
- 7 Thomas.
- 8 Herman.
- 9 Charles.
- 10 Robert.
- 11 Joseph.
- 12 Louis.
- 13 Albert.
- 14 Edward.
- 15 August.
- 16 Michael.
- 17 Patrick.
- 18 Frederick.
- 19 Otto.
- 20 Ralph.
- 21 Jack.
- 22 Walter.
- 23 Phillip.
- 24 Emil.
- 25 Arthur.
- 26 Emmery.
- 27 Roy.
- 28 Rudolph.
- 29 Paul.
- 30 Lee.
- 31 Julius.
- 32 Lawrence.
- 33 Max.
- 34 David.
- 35 Ira.
- 36 Oscar.
- 37 Gustave.
- 38 Howard.
- 39 Morris.
- 40 Benjamin.
- 41 Stevens.
- 42 Martin.

Women's Names.

- 1 Mary.
- 2 Anna.
- 3 Nellie.
- 4 Hattie.
- 5 Katie.
- 6 May.
- 7 Lillie.
- 8 Eliza.
- 9 Emma.
- 10 Louise.
- 11 Maggie.
- 12 Martha.
- 13 Fannie.
- 14 Florence.
- 15 Agnes.
- 16 Sarah.
- 17 Lizzie.
- 18 Helen.
- 19 Carrie.
- 20 Ida.
- 21 Cora.
- 22 Jennie.
- 23 Laura.
- 24 Daisy.
- 25 Maud.
- 26 Ella.
- 27 Vera.
- 28 Ruth.
- 29 Mabel.
- 30 Esther.
- 31 Julia.
- 32 Lena.
- 33 Margaret.
- 34 Dagmar.
- 35 Irene.
- 36 Olga.
- 37 Gertrude.
- 38 Hazel.
- 39 Minnie.
- 40 Beatrice.
- 41 Sophia.
- 42 Mathilda.

TO TELL ARTICLES.

Select your own list of articles and number them to suit. Give the number to your assistant.

Examples :

- | | | | |
|----|---------------|----|--------------|
| 1 | Coin. | 33 | Fan. |
| 2 | Comb. | 34 | Pin. |
| 3 | Pencil. | 35 | Dress. |
| 4 | Hat. | 36 | Coat. |
| 5 | Purse. | 37 | Picture. |
| 6 | Letter. | 38 | Cork screw. |
| 7 | Card. | 39 | Charm. |
| 8 | Knife. | 40 | Pipe. |
| 9 | Cane. | 41 | Flower. |
| 10 | Umbrella. | 42 | Match. |
| 11 | Case. | 43 | Pistol. |
| 12 | Ring. | 44 | Tie. |
| 13 | Badge. | 45 | Stud. |
| 14 | Cigar. | 46 | Belt. |
| 15 | Handkerchief. | 47 | Bottle. |
| 16 | Check. | 48 | Scissors. |
| 17 | Key. | 49 | Ticket. |
| 18 | Watch. | 50 | Tobacco. |
| 19 | Toothpick. | 51 | Tooth. |
| 20 | Button. | 52 | Satchel. |
| 21 | Glove. | 53 | Rule. |
| 22 | Locket. | 54 | Note. |
| 23 | Paper. | 55 | Whistle. |
| 24 | Chain. | 56 | Mineral. |
| 25 | Brush. | 57 | Button hook. |
| 26 | Program. | 58 | Veil. |
| 27 | Glasses. | 59 | Hair. |
| 28 | Earrings. | 60 | Nail. |
| 29 | Lock. | 61 | Bracelet. |
| 30 | Fruit. | 62 | Baby. |
| 31 | Rubber. | 63 | Parcel. |
| 32 | Star. | 64 | Bird. |

ARTICLES BY SERIES.

Make up your own list and number your own series. Give cue for series number to your assistant.

Example :

Series No. 1.

I want this article. Check.
I want the article "please" . . . Receipt.
Go this article. Badge.
Go the article "please" Seal.
Can you give the article. Buttonhook.
Look at the article. Fishhook.
Please give this article. Tweezers.
Will you give the article. Flower.
Quick the article. Thimble.
Then the article. Shell.
Now the article. Rule.
Favor the article. Snuff box.

Series No. 2.

I next want the article. Ticket.
Go next the article. Toy.
Can you next give article. . . . Gimlet.
Look next at the article. Box.
Please next the article. Spool.
Will you next give the article. Inhaler.
Quick next the article. Cake.
Then next the article. Feather.
Now next the article. Compass.
Favor next the article. Necktie.



Series No. 3.

- I want this Handkerchief.
I want this "please" Clasp.
Go on give this Glove.
Go on give this "please" Claw.
Can you give this Pipe.
Can you give this "please" Garter.
Look at this Umbrella.
Look at this "please" Cross.
Please give this Walkingstick.
Will you give this Bottle.
Will you give this "please" Crucifix.
Quick this Hat.
Quick this "please" Cap.
Then this Ring.
Now this Knife.
Now this "please" Cigar cutter.
Favor this Chain.
Favor this "please" Necklace.

Series No. 4.

- I next want this Book.
I next want this "please" Scales.
Go next this Pocketbook.
Go next this "please" Fish scale.
Can you next give this Paper.
Can you next "please" Prescription.
Look next Letter.
Look next "please" Telegram.
Please next Envelope.
Please next "please" Bill.
Will you next Card.
Quick next this Stamp.
Then next this Photograph.
Favor next this Pamphlet.
Favor next this "please" Almanac.



Series No. 5.

Next I next want the article. . Lock.
Next go next the article. . . . Bracelet.
Next go next "please" Handcuffs.
Next you can next give ar-
ticle Whistle.
Next look next at the article. Chalk.
Next please next the article. . Pin cushion.
Next will you next give ar-
ticle Stone.
Next quick next the article. . Top.
Next then next the article. . . Ball.
Next now next the article. . . File.
Next favor next the article. . Medicine.

Series No. 6.

Madam I want this. Baby.
Madam I want this "please". Doll baby.
Madam go this. Handbag.
Madam can you give this. . . . Ribbon.
Madam can you give this
"please" Tape.
Madam look at this. Whip.
Madam please this. Buckle.
Madam will you give this. . . Corkscrew.
Madam quick this. Printer's rule.
Madam then this. Cartridge.
Madam then this "please". . . Revolver.
Madam now this. Toothpick.
Madam favor this. Collar button.
Madam favor this "please". . Cuff button.



Series No. 7.

Well next I Meter.
Well next I "please"..... Battery.
Well next go Odometer.
Well next can Cyclometer.
Well next look Pedometer.
Well next please Gauge.
Well next will Camera.
Well next quick Caliper.
Well next then Ammeter.
Well next now Thermometer.
Well next then now "please". Thermostat.
Well next favor Rheostat.

Series No. 8.

Call this I want it..... Hypodermic syringe.
Call this go on Fever thermometer.
Call this can you Tongue depresser.
Call this look at it.... Stethoscope.
Call this please Speculum.
Call this will you..... Forceps.
Call this quick Probe.
Call this then Catheter.
Call this now Eye cup.
Call this favor Medicated gauze.



Series No. 9 (Metals).

I want the metal. Gold.
Go the metal. Silver.
Can you give the metal. . Brass.
Look at the metal. Lead.
Please the metal. Nickelplate .
Will you give the metal. Copper.
Quick the metal. Tin.
Then the metal. Steel.
Now the metal. Iron.
Favor the metal. Aluminum.
Tell the metal. Platinum.
See the metal. Gun metal.

Series No. 10 (Watches).

Well I want this. Gold hunting case
watch.
Well go this. Gold open face watch.
Well can you give this. . Silver hunting case
watch.
Well look at this. Silver open face
watch.
Well please this. Nickelplated watch.
Well will you give this. Gun metal watch.
Well quick this. Enameled watch.
Well then this. Jeweled watch.
Well now this. Stop watch.
Well favor this. Brass watch.



Series No. 11 (Colors).

I want the color Red.
Go the color White.
Can you give the color . . Blue.
Look at the color Black.
Please the color Brown.
Will you give the color . . Pink.
Quick the color Green.
Then the color Yellow.
Now the color Gray.
Favor the color Purple.

Series No. 12 (Keys).

What's this Key.
What's this I Handcuff key.
What's this go Hotel room key.
What's this can House key.
What's this look Strong box key.
What's this please Safety deposit key.
What's this will Padlock key.
What's this quick Desk key.
What's this then Trunk key.
What's this now Skate key.
What's this favor Special pattern.
What's this see next Yale lock key.

COUNTRIES.

I want the country.....Africa.
I want you to see the country. Alaska.
I then next want you to see
the countryAustralia.
Go the country.....Belgium.
Can you give the country....Canada.
Can you then give the country.China.
Look at the country.....Denmark.
Please the country.....England.
Will you give the country....France.
Quick the country.....Germany.
Then the country.....Hungary.
Now the country.....Italy.
Favor the country.....Japan.
Tell the country.....Korea.
See the country.....Labrador.
Well the country.....Mexico.
I next want the country....Norway.
I next "please" want the coun-
tryNew Zealand.
Can you next the country....Persia.
Look next at the country....Arabia.
Please next the country....Russia.
Will you next give the coun-
trySpain.
Quick next the country.....Turkey.
Quick next "I" the country..Tasmania.
Then next the country.....United States.
Next I next want the country. Assyria.
Go next the country.....
Now next the country.....
Favor next the country..... Select your
Tell next the country..... own countries.
See next the country.....
Well next the country.....

LODGES AND ORDERS.

In giving cues for "orders" use the word "represent" instead of "lodge" or "order."

- I want the order.....Mason.
Go the order.....Oddfellow.
Can you give the order.K. of P.
Look at the order.....Elks.
Please give the order...Redman.
Will you give the order.Medal.
Then the order.....G. A. R.
Now the order.....Knights of Macca-
bees.
Favor the order.....R. R. Order.
I next want the order...Woodmen.
Go next the order.....Foresters.
Can you next give the
orderA. O. U. W.
Look next at the order.Sons of Veterans.
Please next the order...Eagles.
Will you next the order.Native Sons of Gold-
en West.
Quick next the order..Columbian Knights.
Quick next the order
"please"Knights of Columbus.
Then next the order....Royal Arcanum.
Now next the order....Royal League.
Favor next the order...Sons of St. George.
Next I want the order.Daughters of Ameri-
can Revolution.
Next go next.....Daughters of Rebec-
ca.
Next can next.....Spanish War Vet-
eran.
Next look next.....Order of the Eastern
Star.
Next please next.....Greek Fraternity.
Next quick next.....Mechanic's Order.
Next then next.....Owls.
Next now next.....Hoo Hoo.
Next favor next.....Lambs.
Next favor next.....Sheep.

COLORS.

Red	1	Violet	4
Brown	2	Green	5
Blue	3	Lilac	6

Select your own colors and numbers.

SILENT CUES.

Scratch on board (with finger nail).....	1
Tap on board with chalk.....	2
Snuff nose	3
Shuffle feet	4
Clear throat	5
Snap fingers	6
Break chalk	7
Draw line on board.....	8
Laugh "ha"	9
Lift board and drop on easel.....	10

(A sigh means to repeat the last number given.)

The preceding shows how easily the code may be extended to embrace any name, article, color, nationality, date or expression, etc. Some may find it easier to use series and then number the articles. (See page 12.) Each one should form his own code and use the method in selecting the cues which he finds easiest. The possibilities are thus only limited by his own power of thought and expression. The secrets given you here should be kept very secretly and practiced only with partner.

Practice makes perfect.



THE FAYS' GREAT ACT.

Greatest Mind Reading Act of All the Centuries.

For years there has been demand for the Act which has drawn more money, created more talk and inspired more wonder, perhaps, than all other Mind Reading exhibitions combined.

We refer to the work made famous by Anna Eva Fay, John Fay, Samri S. Baldwin, "The White Mahatma," Chester D'Amon and other lesser lights in the field.

We can assist anyone who desires to feature this character of entertainment.

In general outline the Act is as follows: Members of the audience desiring any information whatever—on any subject of public or private interest, family matters, lost or stolen property, business advice or counsel, etc., etc., ad infinitum—put their queries into writing, which NEVER LEAVES THEIR POSSESSION AND IS SEEN BY NO OTHER PERSON. The writers are identified and placed by the Performer from the stage, who, though blindfolded, with absolutely paralyzing correctness reads the questions and furnishes replies, either on the spot, by mail or at a subsequent interview—as is indicated by the nature of the matter under consideration. It is useless to enter into all the minute details of a performance familiar to the theater-going public of this continent—everybody knows it.

We send complete, ample directions for the entire Act. The fundamental basis is mechanical. No study, no memory, no codes, signals or confederates needed.

A perfectly creditable performance is within the reach of any person possessed of average intelligence, without practice. It is adaptable to a large stage, or a small hall.

Please note: THE PERFORMER AT NO TIME WORKS UNDER A SHEET OR OTHER DRAPERY—he is in full view of the audience during the entire act.

It can also be utilized in a demonstration of ordinary Second Sight, using articles borrowed

in the audience, and without a word being spoken or a question being asked. It can be used in absolutely perfect duplication of "Karmos," made world-famous by Kellar, introducing the Blackboard Test; the Bank Note Test; Cards on the Table; the "Knights' Tour," etc. This method is boundless in its scope and is the only one you can rely on. It is suitable for Lady and Gentleman or two Gentlemen, and it will satisfy the most captious audience. We cannot commend this too highly.

Full explanation, secret, with illustrations and complete lengthy instructions of THE MOST PERFECT MIND READING ACT OF ALL THE CENTURIES. We will explain just what apparatus is used and just what each piece will cost so clearly as to enable anyone to build everything. It is easy. We furnish the complete, ample and explicit printed directions for the entire routine.

Price\$10.00

We offer to furnish everything necessary, including apparatus and complete printed instructions, directions and suggestions.

Price, by express only\$20.00

Address: Diamond Dust, Chicago.



conceal the writing. The performer borrows a hat, and, standing well down on the "run-down," with his back to the stage, holding the hat, with its mouth against his chest, he places the card inside and unfolds it. It is absolutely impossible for any one else to see the figures, yet the assistant is instantly and surely "tipped off." Absolutely imperceptible to the best posted member of the audience. Perfectly available for any parlor. No "fixing up." No "moves." Price, complete 50c

5. The New Pin Test, a Startler!—You all know the celebrated pin-finding test, made famous by Bishop Stuart Cumberland, Chester D'Amon, etc.; but here is one you DON'T KNOW.

A pin or other object is hidden in a room, lights extinguished; Medium, blindfolded, enters darkened room ALONE and finds the hidden object.

A confederate is employed, but in such a novel way that not one person in a thousand could detect how the medium is tipped off.

No signals, codes, cues, talk, nor does the confederate come in contact with medium at any time; in fact, the medium does not see the confederate at all, who may be in any part of the building or on his way home.

Done anywhere, at any time and any place. Any disinterested person hides object. Price 50c

6. Sealed Letter Reading—Positively the best sealed letter reading ever introduced. Far superior to any of the old methods of performing this feat. Messages written on blank cards or slips of paper and placed in ordinary envelopes and securely sealed by the audience. The contents of each are correctly read by the performer. The envelopes do not at any stage leave the sight of the audience, and are at once returned to the writers, who find everything O. K. Will puzzle the most knowing. Failure impossible. No confederates or assistants employed. For parlor or stage; can even be done in a dark room, with a committee about the performer. This is bona fide sealed letter reading that any one can acquire. Price . . . \$1.00

7. Silent Second Sight (New)—A tablet, slate or small blackboard is passed through the audience, the different spectators writing figures on the same. Without the performer asking any questions whatever, the blindfolded assistant on the stage adds the columns, figure by figure, announcing each numeral in turn, and can be questioned by the audience as to any figure or combination, etc. The performer asks no questions, every query coming from the spectators, the performer leaving the room, if desired, in charge of a committee. Fine for either parlor or stage and easily acquired. No confederacy. Price, 50c

8. Burned In The Flame Message Test—A spectator writes a message, or question, on a slip of paper which is folded and placed in an envelope. This is sealed in his sight and is not concealed nor removed from his view.

The envelope and its contents are then completely burned to ashes. The message is read, or the question is answered. The burning of the envelope and the message it contains, is an exceptionally telling feature. As the match is lighted to ignite the envelope, the flame renders the envelope semi-transparent, and the sifter can plainly see the billet in the envelope. This fact is, of course, left to his own observation, but it is a most convincing evidence of the genuineness of the test. Price 50c

9. Telepathic Book Mystery — The performer or assistant is blindfolded by a committee and seated upon one side of the stage. A pile of books are now placed in a chair, and a pack of blank visiting cards are shown. Three different gentlemen in the audience place any number with three figures upon the card, making nine figures in all, and any gentleman in the audience is told to add the figures up. The performer at once gives the sum total before the gentleman who is doing the adding knows what it is himself. Now another gentleman draws a card from a pack of fifty-two playing cards and the performer tells him the card he has drawn. The total of the figures is now divided by the value of the card that was drawn, and the performer gives the answer before the committee knows what it is. Now some gentleman or lady is invited to come forward and select one of the books in the pile and the performer instantly tells the name of the book selected. The amount or answer received by dividing the sum total by the number of the playing card drawn, we will say is 129 with a remainder of 3. If this is the case, have the gentleman or lady with the book turn to page 129 and count down 3 lines, and the performer immediately repeats word for word the entire sentence which begins here. We can confidently assure any second sight or mind reading specialist that the effect will impress the intelligent portion of the audience, as one of the strongest tests ever presented. Price 50c

10. The Very Latest Table Lifting — Hands are shown free and clear on both sides and are placed on a small table "A la Kellar," and table is raised in the air clinging to the finger tips, table can even be carried into the midst of the audience still clinging to the finger tips, most astounding and something that will cause the greatest amount of amazement and will satisfy the most exacting audience. One firm asked \$25.00 for this secret. No, rings, no rubber suckers, no false palms, no wires or cuffs of any character used. Hands shown back and front, both before, after and during this act. Easy and very effective. Price 50c

11. "The Dancing Handkerchief" — Prof. Kellar's favorite. Performer borrows a handkerchief from the audience, which he drops on the floor. At command it rises up and dances to music. As performed by the great Kellar. Proper instructions are all that's required. Price only 25c